

## Universal Trending

Gain control of processes by identifying trends early



### Instant Graphical Overview

Have a high-level view of your data to validate you're within optimal performance levels.



### Automatic Alerts

Be alerted automatically when deviations occur.



### Statistical Process Controls

Apply statistical process controls without procuring complex tools or involving IT.

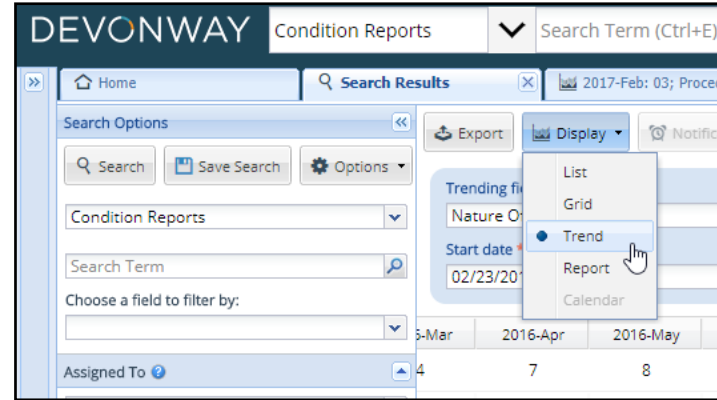


Figure 1: Trends are just another search output type.

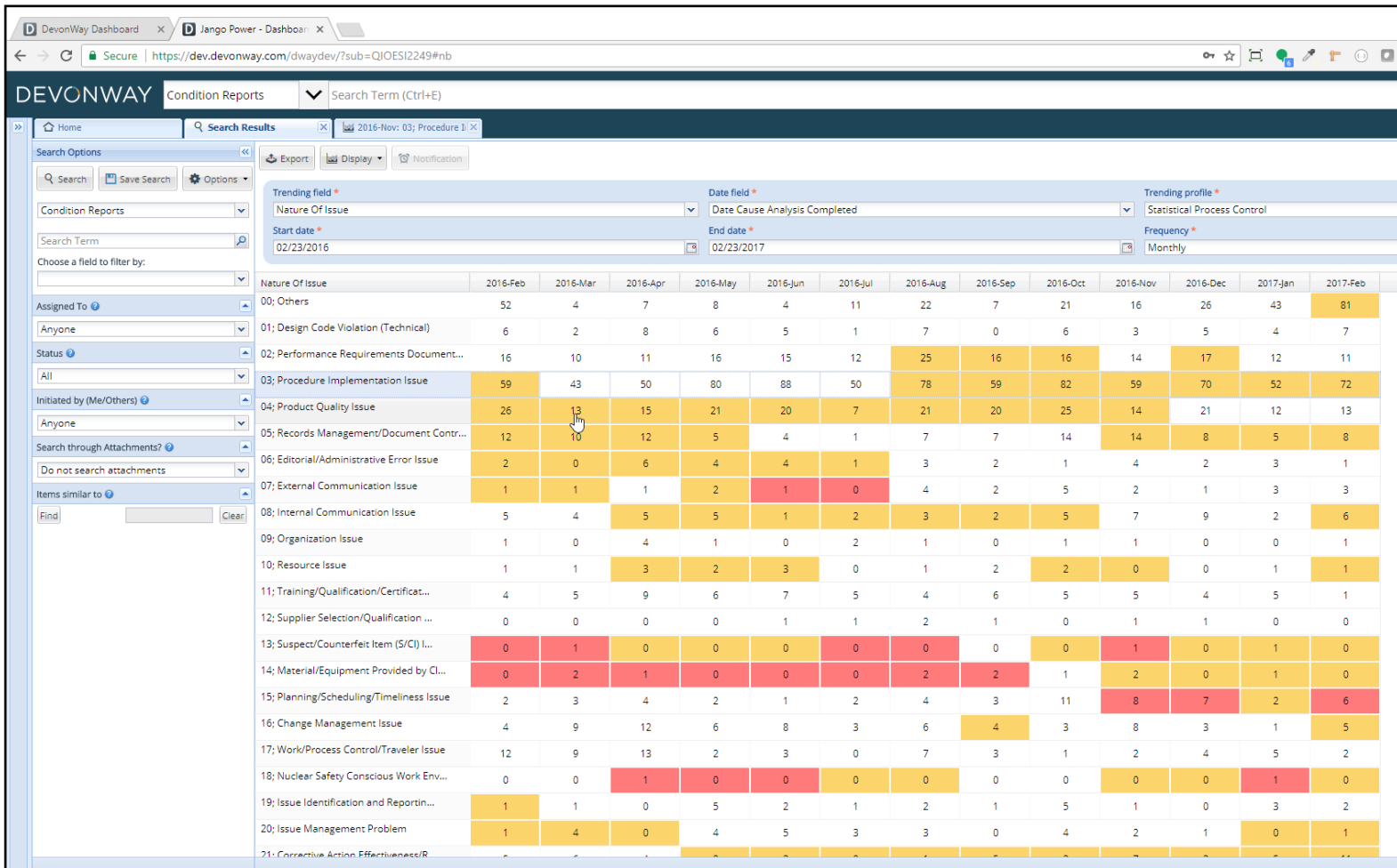


Figure 2: Graphical overviews can be generated for any discrete value and date field in your database.

## Key Features

- ✓ **Fast:** Universal Trending is based on the DevonWay in-memory database, so trends return in less than a second, regardless of the amount of underlying data.
- ✓ **Reportable:** Trends can be exported, saved, shared, and associated with trigger-based notifications.
- ✓ **Easy to use:** Common trend profiles come preconfigured, so you can start using it out of the box.
- ✓ **Flexible:** With a few clicks, trends can be produced on top of any discrete data in the DevonWay database (i.e. trend codes, departments, significance levels - anything with a discrete list of values).
- ✓ **Integrated:** Universal Trending is fully integrated with search; it's just another output type so no data conversions or interfaces are required.
- ✓ **Exportable:** Graphical overviews can be exported to Excel, with all formatting and coloring retained.
- ✓ **Configurable:** Users can create their own trend profiles - without involving IT.
- ✓ **Drilldown:** You can drill directly down to the underlying data.

Contact us for a personalized demo: [info@devonway.com](mailto:info@devonway.com) | 415.904.4000

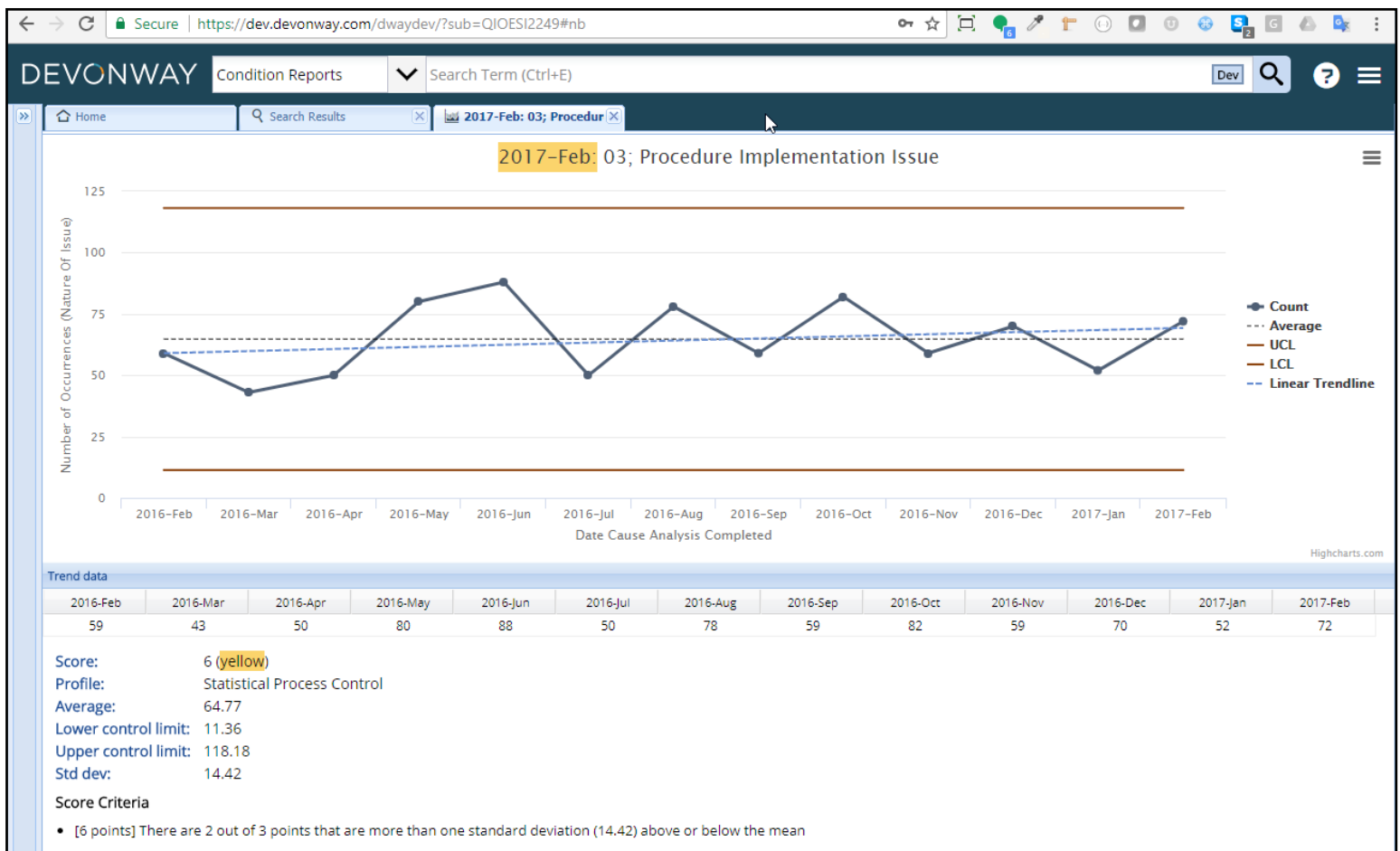


Figure 3: Drilling into a cell gives details for the color and a trendline based on the definition of the selected profile.